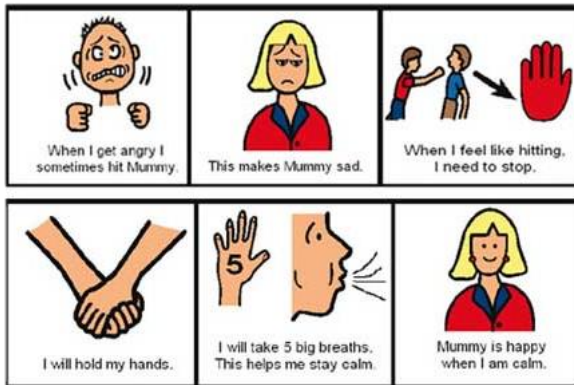


## Social Stories

For some people, it is difficult to understand rules for social interactions, to deal with change or to understand activities with many steps. Social Stories can support people with these difficulties.

### What is a Social Story?



Carol Gray developed the Social Story philosophy in 1991 and has published many resources to support the creation and use of them (The full resource can be purchased from The Gray Center). Social Stories model appropriate social interactions by describing a situation and then suggesting appropriate responses.

It is a clear, accurate and individualised story that breaks down situations into understandable steps using a specifically defined style and format.

They can be created on Power Point or Microsoft Word and then printed out to be read in a booklet format, hand drawn when you are 'on the go' and need to explain a change or new social situation, or they can be created and then read on tablets or computers, using Power Point or various apps (examples below). The flexibility of presenting a Social Story means that you can choose the medium that will best engage the person you are writing it for. This will allow them to have frequent and multiple opportunities to read through the story in order to enhance their understanding.



Story Creator – free



Book Creator - \$6.50



Pictello - \$25

### Who is a Social Story for?

I have used Social Stories with people of all ages successfully. Although Social Stories were originally developed for use with individuals with Autism Spectrum Disorder, they have been effectively used to support people with many different language and learning difficulties. You can vary the length and complexity of the language used in the story depending on the person's language and attention levels. You can also ensure that the visuals used in the story are age appropriate and understandable for the person you are writing the story for. Being able to read the story using various high and low tech methods, allows the person to engage with the type of technology they prefer.

### How to write a Social Story?

Many fantastic resources have already been created explaining how to write a Social Story. Here are two of the most useful link that I have found:

[TalkLink Trust – National Office](#)

PO Box 44 053, Pt Chevalier, Auckland 1246, New Zealand  
Building 51, Entry 3, UNITEC, Carrington Road, Mt Albert, Auckland  
T (09) 815 3232 • F (09) 815 3230 • [www.talklink.org.nz](http://www.talklink.org.nz)

<http://www.child-autism-parent-cafe.com/how-to-write-a-social-story.html>

[https://www.youtube.com/playlist?list=PLdtbRx1dk8rKBYINoi3wDeR0\\_wpuFiuKp](https://www.youtube.com/playlist?list=PLdtbRx1dk8rKBYINoi3wDeR0_wpuFiuKp)

### Why use Social Stories?

<http://www.educateautism.com/social-stories.html>

Social Stories can:

- Decrease the occurrence of challenging behaviours when there are changes in routines.
- Encourage a person to complete less-preferred tasks.
- Reinforce or teach abstract concepts, such as time (e.g., next, later), actions, and prepositions.
- Break down multi-step tasks into smaller, more manageable parts.
- Increase a person's independence by improving his ability to complete parts of his routine with less help or prompting.

### How to introduce a Social Stories?

- Read the story in paper form or on the computer or iPad in a quite/non-distracting location.
- Read it every day before the activity that the Social Story relates to.
- Ensure that the Social Story is accessible and available to the person at all times.

### Examples

#### Using my iPad to talk

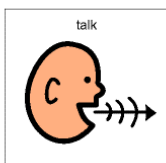
Two week trial



I will use this iPad for 2 weeks.

Sunday	Monday	Tuesday	Wednesday	Thursday	Friday	Saturday
Sunday	Monday	Tuesday	Wednesday	Thursday	Friday	Saturday

I can use it to talk to people at school.



I can touch the symbols on the screen. They will speak.



Other students in my class use devices to talk.




This iPad is like my core board. It will help me to talk to people at school.



I will try to take care of my iPad.  
 I will try not to hit it or throw it.  
 I will try to be gentle with my iPad.



If I loose or break my iPad then I will not be able  
 to use it any more.  
 It will be sad.



It is really cool to use an iPad to talk to  
 people!

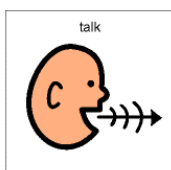


## Taking care of my talker

Issued Communication Device



This is my talker.  
 It is mine to keep.




I can use it to talk to my friends and family.  
 They like it when I use my talker.

I can touch the symbols on the screen.  
 They will speak.  
 People will listen to me when I use my device.



This talker is like my core board.  
 It will help me to talk to people at school.



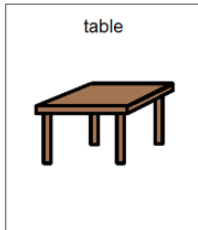
I really like my talker, so I need to take good  
 care of it.



I will try to take care of my NovaChat.  
I will try not to hit it or throw it.  
I will try to be gentle with my NovaChat.




If I loose it or break it, I won't have it anymore.  
It will be sad.



I will keep my talker on the table in the classroom.



I will put my talker in my bag when I take it home.



It is really cool to use a talker to talk to people!